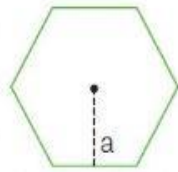


COMPLETA CON LE FORMULE E CALCOLA
L'AREA DEI POLIGONI REGOLARI



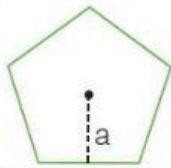
$$l = 10 \text{ cm}$$

$$A = ?$$

$$P =$$

$$a =$$

$$A =$$



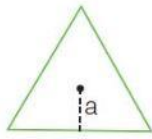
$$P = 25 \text{ cm}$$

$$A = ?$$

$$l =$$

$$a =$$

$$A =$$



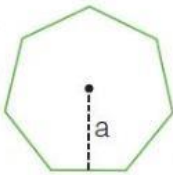
$$a = 4,32 \text{ cm}$$

$$A = ?$$

$$l =$$

$$P =$$

$$A =$$



$$l = 20 \text{ cm}$$

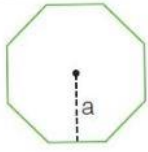
$$n^{\circ} \text{ fisso} = 1,038$$

$$A = ?$$

$$P =$$

$$a =$$

$$A =$$



$$P=400 \text{ cm}$$

$$A= ?$$

$$l=$$

$$a=$$

$$A=$$



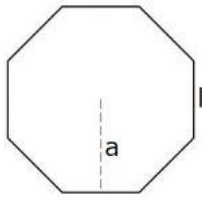
$$a=23 \text{ cm}$$

$$A=$$

$$l=$$

$$P=$$

$$A=$$



$$P = 40 \text{ cm}$$

$$A = ?$$

$$l =$$

$$P =$$

$$A =$$